
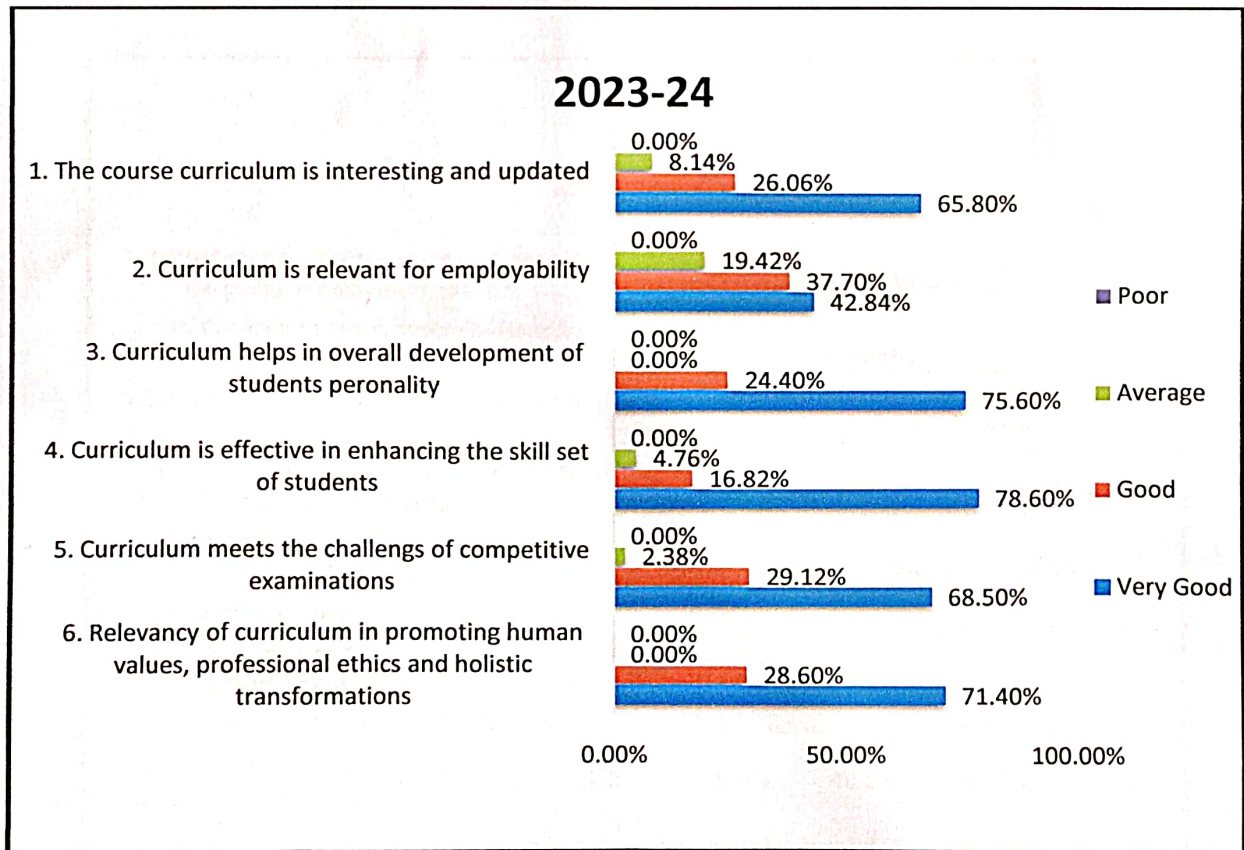



SDVS Sangh's

S. S. Arts College and T. P. Science Institute, Sankeshwar.

Analysis of Feedback of Alumni on curriculum for the Year 2023-24

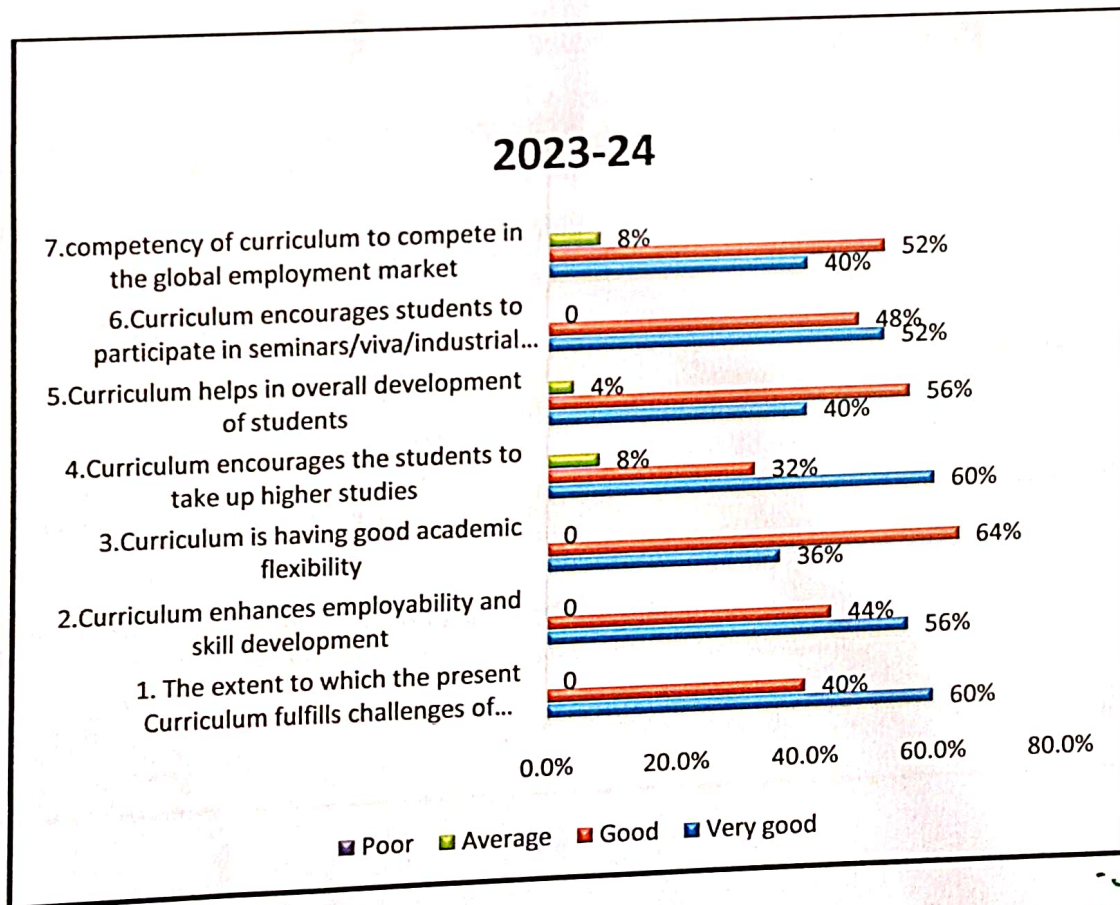
Sl. NO.	Questions	Very Good	Good	Average	Poor
1.	The course curriculum is interesting and updated	65.80%	26.06%	8.14%	0.0%
2.	Curriculum is relevant for employability	42.84%	37.70%	19.42%	0.0%
3.	Curriculum helps in overall development of students personality	75.60%	24.40%	0.0%	0.0%
4.	Curriculum is effective in enhancing the skill set of students	78.60%	16.82%	4.76%	0.0%
5.	Curriculum meets the challenges' of competitive examinations	68.50%	29.12%	2.38%	0.0%
6.	Relevancy of curriculum in promoting human values, professional ethics and holistic transformations	71.40%	28.60%	0.0%	0.0%




PRINCIPAL
 S. S. Arts College & T.P. Science Instit
 SANKESHWAR

Analysis of Feedback of Teachers on curriculum for the Year 2023-24

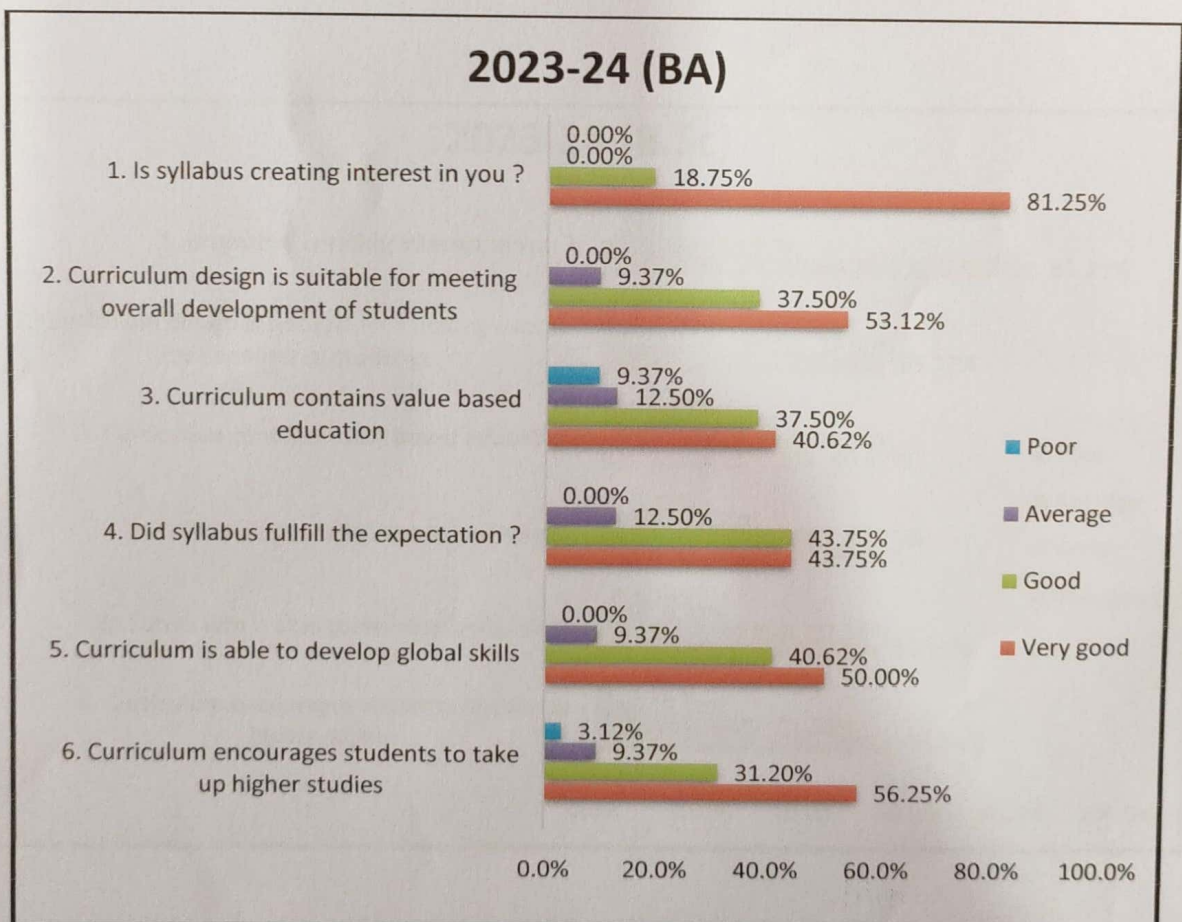
Sl. NO	Questions	Very Good	Good	Average	Poor
1.	Curriculum fulfils challenges of competitive exams	60.00%	40.00%	0.0%	0.0%
2.	Curriculum enhances employability and skill development	56.00%	44.00%	0.0%	0.0%
3.	Curriculum is having good academic flexibility	36.00%	64.00%	0.0%	0.0%
4.	Curriculum encourages the students to take up higher studies	60.00%	32.00%	8.00%	0.00%
5.	Curriculum helps in overall development of students	40.00%	56.00%	4.00%	0.00%
6.	Curriculum encourages students to participate in seminars/viva/industrial visit/model competition	52.00%	48.00%	0.00%	0.00%
7.	Competency of curriculum to compete in the global employment market	40.00%	52.00%	8.00%	0.0%




PRINCIPAL
 S. S. Arts College & T.P. Science Institute
 SANKESHWAR

Analysis of Feedback of Students on curriculum for the Year 2023-24 (Class-B. A.)

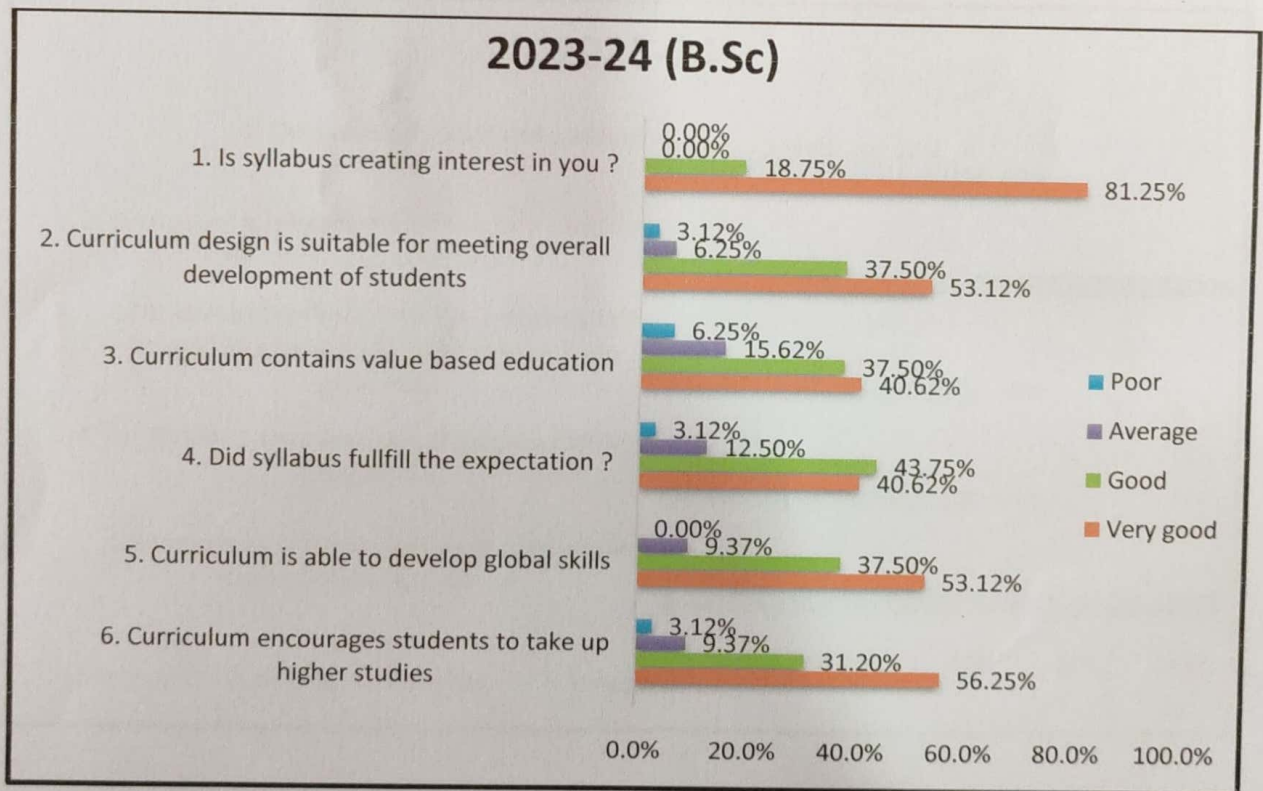
Sl. No.	Questions	Very good	Good	Average	Poor
1.	Is syllabus creating interest in you ?	81.25%	18.75%	0.00%	0.00%
2.	Curriculum design is suitable for meeting overall development of students	53.12%	37.50%	9.37%	0.00%
3.	Curriculum contains value based education	40.62%	37.50%	12.50%	9.37%
4.	Did syllabus fullfill the expectation ?	43.75%	43.75%	12.50%	0.00%
5.	Curriculum is able to develop global skills	50.00%	40.62%	9.37%	0.00%
6.	Curriculum encourages students to take up higher studies	56.25%	31.20%	9.37%	3.12%




PRINCIPAL
 S. S. Arts College & T. P. Science Institute
 SANKESHWAR

Analysis of Feedback of Students on curriculum for the Year 2023-24 (Class-B. Sc.)

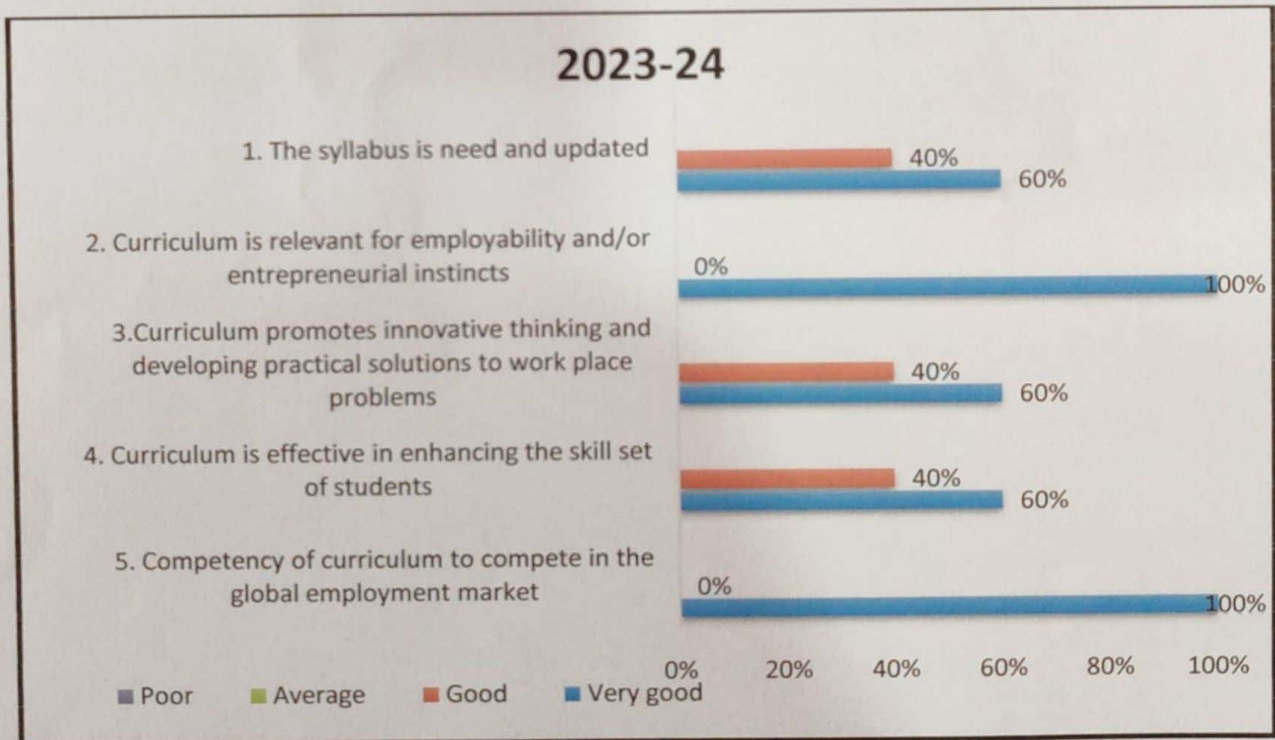
Sl. No.	Questions	Very good	Good	Average	Poor
1.	Is syllabus creating interest in you ?	81.25%	18.75%	0.00%	0.00%
2.	Curriculum design is suitable for meeting overall development of students	53.12%	37.50%	9.37%	0.00%
3.	Curriculum contains value based education	40.62%	37.50%	12.50%	9.37%
4.	Did syllabus fullfill the expectation ?	43.75%	43.75%	12.50%	0.00%
5.	Curriculum is able to develop global skills	50.00%	40.62%	9.37%	0.00%
6.	Curriculum encourages students to take up higher studies	56.25%	31.20%	9.37%	3.12%





PRINCIPAL
 S. S. Arts College & T.P. Science Institute
 SANKESHWAR

Analysis of Feedback of Employers on curriculum for the Year 2023-24

Sl. No.	Questions	Very good	Good	Average	Poor
1.	The syllabus is need and updated	60.0%	40.0%	0.0%	0.0%
2.	Curriculum is relevant for employability and/or entrepreneurial instincts	100.0%	0.0%	0.0%	0.0%
3.	Curriculum promotes innovative thinking and developing practical solutions to work place problems	60.0%	40.0%	0.0%	0.0%
4.	Curriculum is effective in enhancing the skill set of students	60.0%	40.0%	0.0%	0.0%
5.	Competency of curriculum to compete in the global employment market	100.0%	0.0%	0.0%	0.0%




PRINCIPAL
 S. S. Arts College & T.P. Science Institute
 SANKESHWAR